
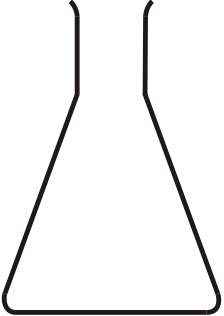
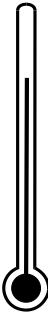




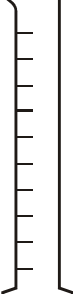






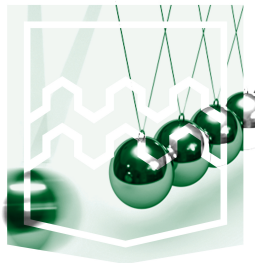
KS3 Science@de Ferrers

Practical Equipment Matching Activity

Symbols

Match the symbols to the pictures to identify the common laboratory equipment – write the name in the box below the symbol.





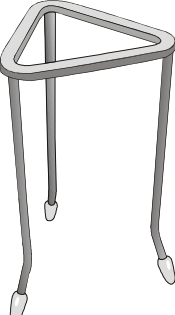


			
			
			



KS3 Science@de Ferrers

Practical Equipment Matching Activity

Pictures

			
Conical flask	Test tube	Bunsen burner	Measuring cylinder
			
Boiling tube	Clamp stand	Gauze	Evaporating basin
			
Thermometer	Tripod	Test tube rack	Beaker